

# Anti-theft system -

## What is an anti-theft system?

The signal transmitter is built into a master key and a sub-key for anti-theft of the vehicle, and the system that was not able to start the engine excluding the key registered beforehand. -

The signal registered in the key is different in each car. -

The system operates when the key is pulled out from the engine switch, and the security display light (Refer to P.261) blinks. -

The system is released when registered master key and sub-key are inserted in the engine switch, and the security display light is turned off.



A master key and sub-key are electronic parts with built-in signal transmitter.

Guard the following to prevent the breakdown. -

Do not torture the key, and do not give the high impact. -

Do not put it on the place that becomes a high temperature such as on dashboards. -

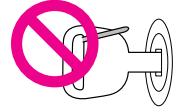
Do not apply the key ring etc. that wear magnetism. -

Do not wash the key in the ultrasonic washing machine etc.



In the following cases, because the vehicle cannot accurately receive the signal from the key, the engine might not be able to be started.


- In the state of putting a metallic ring on the key grip.



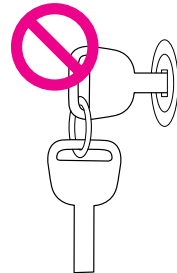
- When the metal part of other keys binds to the key grip.



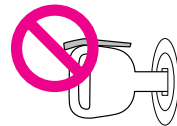
- When the key is a key (one with built-in signal transmitter) for the immobilizer system of other vehicles and comes in succession.



- When the key is near the key (one with built-in signal transmitter) for the immobilizer system of other vehicles.



- When the metallic one touches the key grip.



### Knowledge

#### About the key to an anti-theft system

The master key can use 5 or less and sub-keys for the key up to three in the same vehicle. Consult the Toyota shop in detail.



# Dischargehedoramp -

## What is Dischargehedoramp?

It emits light by using a gas and a metallic iodide, and Dischargehedoramp is light that is whiter than a usual lamp and a lamp of the valve jurisdiction with the distribution light with the extension it expands.



Consult the Toyota shop when you exchange Dischargehedoramp (Include the lamp exchange).

When the lighting operation is done with it touched the lamp socket, momentarily a high voltage of 20,000V is generated, and it is likely to get an electric shock.



Knowledge

### About auto leveling (upper and lower irradiation direction self adjustment) system

The device that automatically adjusts an optical axis of the headlamp corresponding to the change in the vehicle posture by the loading situation etc. of luggage.

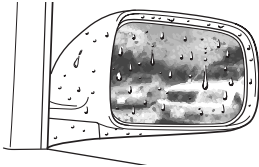
# Mirror glass relation

## Rancringmirar

### 2.0L car

Make the rear side easy to see by being coated Mac to the specular of the door mirror, and expanding the drop of water that adheres to the specular such as rain like the film (effect of the hydrophilicity).

### Usual door mirror



### Rancringmirar



- The illustration is different in the one shown in the image from the actual one.

- Mizmac clears up when the mirror heater is operated, and clearer view is obtained. Read P.216 about the operation of the mirror heater. -

Usual maintenance is enough ..only doing it is washing in clear water... -

The effect of the parents water decreases to a small amount of drops of water such as the fine rain and drizzle. -

In the following cases, recover gradually though the effect of the hydrophilicity is temporarily lost. Flush it with bags of water after it washes it with the car shampoo and the glass cleaner, etc. when you want to recover the effect of the hydrophilicity at once. (There is the one that in the car shampoo and the glass cleaner, there is a silicone compound, too and read the ingredients label well. )

蘆When you wipe the dirt of the mirror off.

蘆When the mirror becomes cloudy.

蘆When you wash wax with the automatic carwash machine.

蘆A long term, when parking to the place where the day such as the basement car parks is not hit.



Defend the following notes to prevent the door mirror being damaged to continue the effect of the hydrophilicity.

- Use neither water-repellent medicine (spray and solvent, etc. with the silicone) nor the oil slick removing medicines (spray and solvent, etc. with the compound). Moreover, do not cover the specular of the door mirror with the towel etc. , and do not adhere to the door mirror when you use the water-repellent medicine, the oil slick removing medicine, and wax for the door glass and the body. Flush it with bags of water after it washes it with the car shampoo and the glass cleaner, etc. when you adhere by any chance. (There is the one that in the car shampoo and the glass cleaner, there is a silicone compound, too and read the ingredients label well. ) -

Operate the mirror heater or thaw without scraping it with a plastic board etc. by putting the warm water when the door mirror freezes. -

Wipe off with a beautiful towel when you wipe the dirt of the door mirror off.



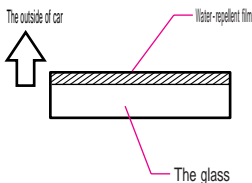
## The glass with water-repellent function

### What is the glass with a water-repellent function?

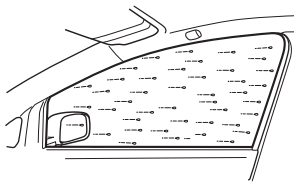
#### 2.0L car

Be coated a water-repellent film to the reception desk door glass, shed the rain water etc. that attach to the glass, and improve the view of rain. Moreover, it becomes easy for it to become easy for neither mud, the oil slick nor the water pinko to attach by the coating, and to drop frost and icing up.

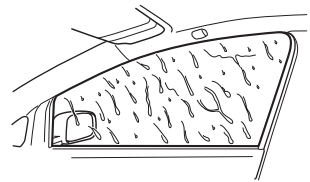
#### Section structure



#### The water-repellent glass



#### The usual glass



- The illustration is different in the one shown in the image from the actual one.



There is a limit for the continuation period when the drop of water is shed. Defend the following notes to make it last long.

- Clean it as ahead of time as possible with a soft, damp cloth etc. when the glass with a water-repellent function is dirty. -
  - Open and shut the reception desk door glass after removing dirt when the dirt such as the mud of the glass is awful. -
  - Use neither glass cleaner nor wax that the compound (polish powder) enters when you clean the glass with a water-repellent function. Moreover, wipe off with the moist cloth when white overcast when the glass cleaner is used. -
  - Wash a car after washing off the dirt such as the glass surface sludges with a water-repellent function when you use the automatic carwash machine. -
  - Do not do the frost removing etc. by the metallic one. -
- The glass with a water-repellent function is an articles of consumption. When shedding the drop of water worsens, it is necessary to repair. Moreover, the coating can be removed. Look to the Toyota shop in detail.

# MEMO

---

Contents



Warning

Basic  
contents, operation

Driving  
Handling  
device

The  
Handling indoor  
equipment

Good Safety  
of  
To  
theory/vehicle  
and  
equipment

How  
to  
attention  
associate driving  
car

Maintenance

Myriad  
OneD  
と  
with

Index

# ***MEMO***

---

---